



## **IGF 2025 Note for Organisers and Speakers**

# IGF

The Internet Governance Forum (IGF) is a global and inclusive platform for multistakeholder dialogue on digital public policy, with special emphasis on the complementarity between all stakeholders involved. It was convened by the United Nations Secretary-General in 2006, as an outcome of the World Summit on the Information Society (WSIS). The mandate of the forum is to bring together all stakeholders to address key challenges and opportunities in the digital era.

- Venue: NOVA Spektrum, Messeveien 8, 2004, Lillestrøm, Norway
- Date: 23 – 27 June, 2025
- Hybrid (In-person and Virtual)



[Home | Internet Governance Forum](#)

<https://www.igf2025.no/>



# Themes

The 20th annual meeting (IGF 2025) will be hosted under the overarching theme **Building Digital Governance Together** around four sub-themes that emerged from discussions at the First Open Consultation and Multistakeholder Advisory Group meeting.

## Key Themes:

- Digital Trust and Resilience
- Sustainable and Responsible Innovation
- Universal Access and Digital Rights
- Digital Cooperation



[IGF 2025 Themes | Internet Governance Forum](#)



# Conference rooms overview

## PLENARY HALL

Capacity: 1700 pax

Main stage for Opening and Closing Ceremonies, panel discussion and keynotes speakers.

This is the only venue with translation to all official UN languages.

Location: Hall B, access from the Village.

## CONFERENCE HALL

Capacity: 450 pax

Next largest stage for different sessions.

Location: Hall B, access from the Village.

## STUDIO N

Capacity: 250 pax

Studio N will host Press Conferences in addition to other sessions.

Interpretation: English, Spanish, French 23-24 June (for Parliamentary Track)

Location: 2nd floor in Hall A

## WORKSHOP ROOMS 1-6

Capacity: 80-180 pax

Silent conference

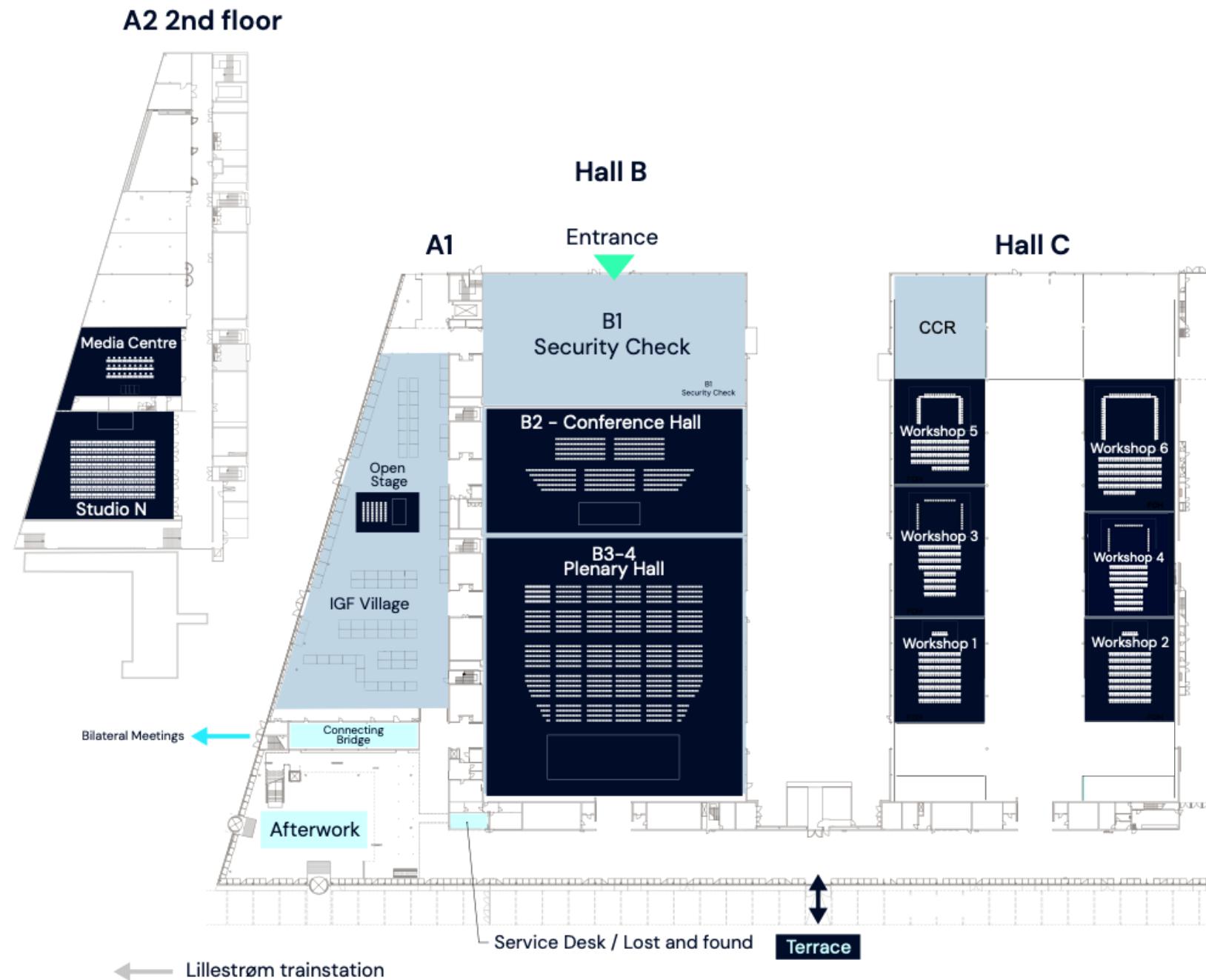
Location: Hall C

## OPEN STAGE

Capacity: 50 pax

Location: Hall A, in the Village

# Floorplan



# Where and how to meet up?

## ONSITE

- Please arrive to the stage no later than 20 min before the session start
- The staff will assist with microphones and go through the running order with you

## ONLINE

- Please join the Zoom link 15 minutes before the start of your session
- Online speakers who have a presentation can directly share their screen
- A virtual background will be made available for the online moderators



# Plenary Hall



# Plenary Hall

Capacity: 1700 pax, theatre style

The Plenary Hall is the main stage where the Opening and Closing Ceremonies, High-Level panel discussions and main sessions are held.

Stage configuration and setup:

- Speaker podium
- Panel discussions with up to 12 armchairs

## Screens

Main: 30m \* 7m LED-screen

Support screens: Projection screen duplicating the main screen

Confidence monitors with presenter mode, captions, timer, and zoom.

Clicker available

## Presentations and Visual content

PowerPoint in 16:9-format. Videos embedded in the presentation that can be played locally.

## Audio

Podium, head and HH microphones

## Hearing loop

Provided through the Interpretation headset

## Q&A

Standing microphone in the room

## Camera and recording

Live camera on the screens, to remote participants in zoom, and stream.

## Remote participation

Join the Zoom link from the IGF schedule

## Interpretation

English, Spanish, French, Arabic, Chinese & Russian.

## Captioning

English



# Conference Hall



The image shows a conference hall with a large screen at the front. On the left, a man in a suit stands at a podium. The screen displays a presentation with a teal background. The presentation includes the IGF 2025 Norway logo, the name Natalie Schmidt, her title as Vice President of HDT Technologies, a timer showing 42:50, a transcript of a discussion, a video feed of a woman speaking, a video feed of two other people, and a large orange graphic with a white 'P'.

**IGF<sup>20</sup>25**  
NORWAY

**Natalie Schmidt**  
Vice President  
HDT Technologies

MINUTES SECONDS  
42:50

lead this wave of Pacific interventions. The way we do things, we have discussants, panelists, and we are going to do some reporting as what's been happening in our region.

Maureen, Pacific region. I'm sure you will intervene as necessary. Go ahead.

MAUREEN HILYARD: Okay. So do you want me to introduce the other --

TRACY HACKSHAW: Yeah. You take the Pacific baton and run with it.







# Conference Hall

Capacity: 450 pax, theatre style

Stage configuration and setup:

- Speaker podium
- Up to 12 armchairs

## Screen

Main: 19\* 4m Projection

Confidence monitors with presenter mode, captions, timer, and zoom.

Clicker available

## Presentations and Visual content

PowerPoint in 16:9-format. Videos embedded in the presentation that can be played locally.

## Audio

Podium, head and HH microphones

## Hearing loop

Provided through the Interpretation headsets

## Q&A

Standing microphone in the room

## Camera and recording

Live camera on the screens, to remote participants in zoom, and stream.

## Remote participation

Join the Zoom link from the IGF schedule

## Interpretation

N/A

## Captioning

English

# Workshop 1,2



lead this wave of Pacific interventions. The key is to be genuine, discussants, panelists, and we are going to do some meeting with them happening in our region.

MAUREEN HILYARD: I'm sure you'll be able to do that.

MAUREEN HILYARD: Okay. So do you want to introduce the other --

TRACY HACKS: Yeah. You, and the Pacific Islander and you'll be

with the wave of Pacific interventions. The key is to do things, we have to do that.

MAUREEN HILYARD: Okay. So do you want to introduce the other --

TRACY HACKS: Yeah. You, and the Pacific Islander and you'll be

MAUREEN HILYARD: Okay. So do you want to introduce the other --

TRACY HACKS: Yeah. You, and the Pacific Islander and you'll be

# Workshop 3,4,5,6

IGF 20  
25  
NORWAY 

lead this wave of Pacific interventions. The day is full of powerful  
discussions,  
panelists, and we are going to do some meeting with others  
happening in our region.  
Maureen, Pacific region. I'm sure you'll be there to address it  
ahead.  
MAUREEN HILYARD: Okay. So do you want me to introduce the other --  
TRACY HACKS: Yeah. You, and the Pacific region and run with it.

will be a wave of Pacific interventions. The day is full of things, we have  
discussions,  
panelists, and we are going to do some meeting with others  
happening in our region.  
Maureen, Pacific region. I'm sure you'll be there to address it  
ahead.  
MAUREEN HILYARD: Okay. So do you want me to introduce the other --  
TRACY HACKS: Yeah. You, and the Pacific region and run with it.

# Workshop 1-6

Capacity: 80-180pax , classroom

Stage configuration and setup:

- Head Table
- U-shape

## Screen

Main: large projection screen

Support screens: Side screens with captions

Confidence monitors with presenter mode, captions, timer, and zoom.

Clicker available

## Audio

Silent conference with headsets

There will not be loudspeakers in the rooms.

## Presentations and Visual content

Powerpoint in 16:9-format. Videos embedded in the presentation that can be played locally.

## Rooms with Head Table

Adequate number of wireless microphones.

## Rooms with U-shape

1 microphone per two persons

## Hearing loop

Is provided through the Interpretation headsets

## Q&A

Standing microphone in the room

## Camera and recording

Live camera on the screens, to remote participants in zoom, and stream.

## Remote participation

Join the Zoom link from the IGF schedule.

## Interpretation

N/A


## Captioning

English



## Workshop 1-6 room descriptions

Workshop 1	Head Table	8 on stage 128 in audience classroom style Total: 134
Workshop 2	Head Table	8 on stage 128 in audience classroom style Total: 134
Workshop 3	U-Shape	32 on stage in U-shape 112 in audience classroom style Total: 144
Workshop 4	U-Shape	32 on stage in U-shape 112 in audience classroom style Total: 144
Workshop 5	U-Shape	32 on stage in U-shape 102 in audience classroom style Total: 134
Workshop 6	U-Shape	48 on stage in U-shape 132 in audience classroom style Total: 180





# Studio N

Capacity: 250 pax, classroom

Stage configuration and setup:

- Speaker podium
- Head table for 8 speakers

## Presentations and Visual content

PowerPoint in 16:9-format.

Videos embedded in the presentation that can be played locally.

## Audio

Adequate number of table, and wireless microphones.

## Hearing loop

Through interpretation headset

## Screen

Main: 7m \* 4m projection

Confidence monitors with presenter mode, captions, timer, and zoom.

Side screens for captions

## Q&A

Standing microphone in the room

## Camera and recording

Live camera will be shown on the screens, to remote participants in zoom, and stream.

## Remote participation

Join the Zoom link from the IGF schedule.

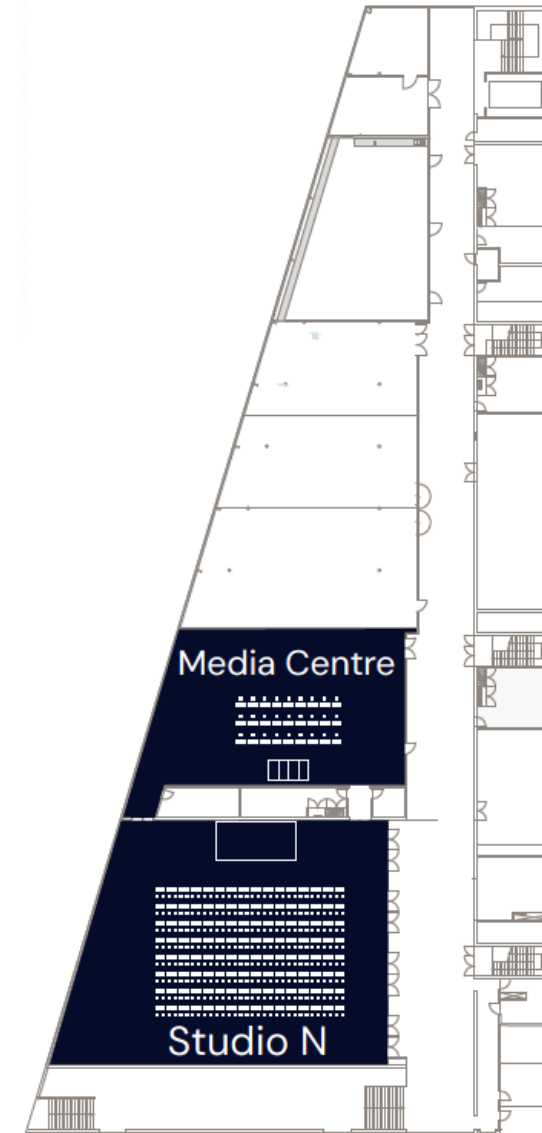
## Interpretation

English, Spanish, French 23-24 June (for Parliamentary Track sessions).

## Captioning

English

## A2 2nd floor



# Open stage

Capacity: 50 pax seated in theatre style

Stage configuration and setup:

- Speaker podium + open floor

## Presentations and Visual content

PowerPoint in 16:9-format. Videos embedded in the presentation that can be played locally.

## Audio

Podium, head and HH microphones

## Hearing loop

Available through interpretation headset

## Screen

Side screens for PPT

Confidence monitor with presenter mode.

## Q&A

HH microphone available

## Camera and recording

Live camera will be shown on the screens and stream.

## Remote participation

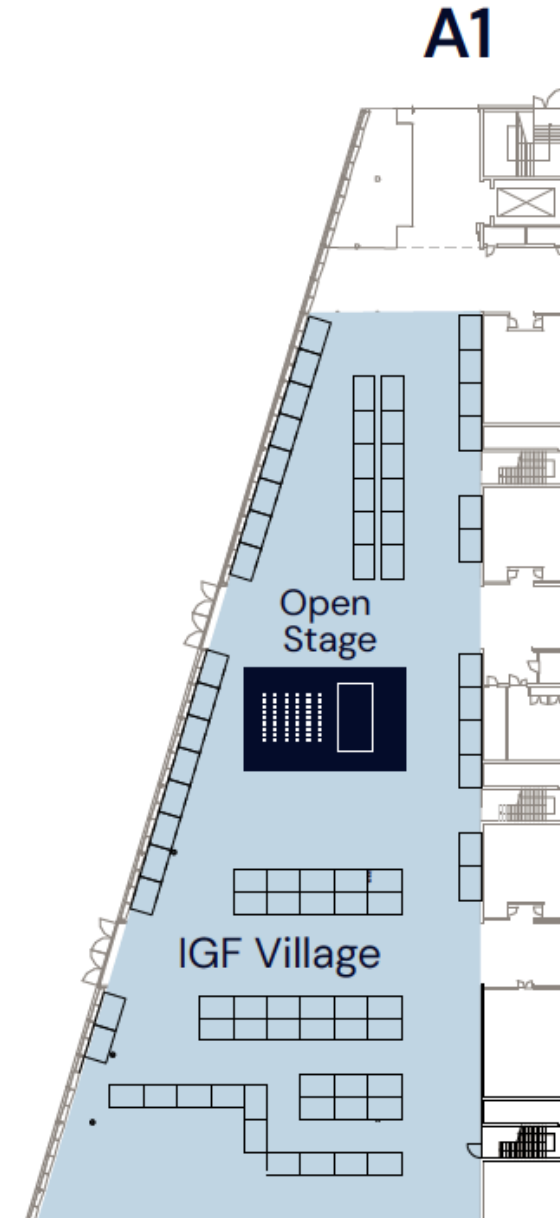
N/A

## Interpretation

N/A

## Captioning

N/A



# Presentations

## Presentations and Visual content

Powerpoint in 16:9-format. Videos embedded in the presentation in order to play them locally. No YouTube links to films.

Videos in 1920\*1080 in mp4.

## Presentation files labelled as follows:

- Room name\_Date ddmm\_Session Name\_Presenter Surname\_time hhmm
- Plenary Hall\_2306\_Session A\_Smith\_1430
- In case you need to send an updated version use V2 in the filename
- We recommend bringing a back up of the presentation on a USB flash drive.

## Delivery of presentations

Please upload your using the following dropbox upload links on your browser.

You do not need an account on Dropbox.

**Deadline: 2 days before the session**

# Plenary Hall Upload

Plenary Hall	File request
23 June - Monday	<a href="https://www.dropbox.com/request/X58tdhl6yLrYj4mMpkUo">https://www.dropbox.com/request/X58tdhl6yLrYj4mMpkUo</a>
24 June - Tuesday	<a href="https://www.dropbox.com/request/ZLajQfs7zSQOPPTs1EhS">https://www.dropbox.com/request/ZLajQfs7zSQOPPTs1EhS</a>
25 June - Wednesday	<a href="https://www.dropbox.com/request/qD95DI2YwwC4Ri7KLNt8">https://www.dropbox.com/request/qD95DI2YwwC4Ri7KLNt8</a>
26 June - Thursday	<a href="https://www.dropbox.com/request/l6fZteBKeLjr4R1xEDcV">https://www.dropbox.com/request/l6fZteBKeLjr4R1xEDcV</a>
27 June - Friday	<a href="https://www.dropbox.com/request/GTUaVlipVhjpKOebEGyV">https://www.dropbox.com/request/GTUaVlipVhjpKOebEGyV</a>

# Conference Hall Upload

Conference Hall	File request
23 June - Monday	<a href="https://www.dropbox.com/request/yN4Dfsi7b0qiUeZMN81a">https://www.dropbox.com/request/yN4Dfsi7b0qiUeZMN81a</a>
24 June - Tuesday	<a href="https://www.dropbox.com/request/uQeHMzz8v24Uux4JTIZI">https://www.dropbox.com/request/uQeHMzz8v24Uux4JTIZI</a>
25 June - Wednesday	<a href="https://www.dropbox.com/request/k0QoFKp1sOgaXpobnqtC">https://www.dropbox.com/request/k0QoFKp1sOgaXpobnqtC</a>
26 June - Thursday	<a href="https://www.dropbox.com/request/gvjeSNWbQkhPRN3SGDWX">https://www.dropbox.com/request/gvjeSNWbQkhPRN3SGDWX</a>
27 June - Friday	<a href="https://www.dropbox.com/request/dpNpR5Ku0GfX0w9dVdXc">https://www.dropbox.com/request/dpNpR5Ku0GfX0w9dVdXc</a>

# Workshop 1 Upload

Workshop 1	File request
23 June - Monday	<a href="https://www.dropbox.com/request/S8QEXdZwPk9iZ1sGXoCD">https://www.dropbox.com/request/S8QEXdZwPk9iZ1sGXoCD</a>
24 June - Tuesday	<a href="https://www.dropbox.com/request/mtrTIOi3jsRsOzMUY5A4">https://www.dropbox.com/request/mtrTIOi3jsRsOzMUY5A4</a>
25 June - Wednesday	<a href="https://www.dropbox.com/request/n1yCi9FLcjinUxgyIseQ1">https://www.dropbox.com/request/n1yCi9FLcjinUxgyIseQ1</a>
26 June - Thursday	<a href="https://www.dropbox.com/request/c4Vi9YZmb0qV2R3qG6yv">https://www.dropbox.com/request/c4Vi9YZmb0qV2R3qG6yv</a>
27 June - Friday	<a href="https://www.dropbox.com/request/zhoPshEixwtxhkNy1uKs">https://www.dropbox.com/request/zhoPshEixwtxhkNy1uKs</a>



# Workshop 2 Upload

Workshop 2	File request
23 June - Monday	<a href="https://www.dropbox.com/request/ekFwsvo0OMXbx9wkhj69">https://www.dropbox.com/request/ekFwsvo0OMXbx9wkhj69</a>
24 June - Tuesday	<a href="https://www.dropbox.com/request/G2qGrrzapajeC6Nec0CX">https://www.dropbox.com/request/G2qGrrzapajeC6Nec0CX</a>
25 June - Wednesday	<a href="https://www.dropbox.com/request/yweE97GI53sKuHwwbk8g">https://www.dropbox.com/request/yweE97GI53sKuHwwbk8g</a>
26 June - Thursday	<a href="https://www.dropbox.com/request/E16Bm61Rs3ED1rFP4KIU">https://www.dropbox.com/request/E16Bm61Rs3ED1rFP4KIU</a>
27 June - Friday	<a href="https://www.dropbox.com/request/ryjQ7BqbOlvkXar4lZBy">https://www.dropbox.com/request/ryjQ7BqbOlvkXar4lZBy</a>

# Workshop 3 Upload

Workshop 3	File request
23 June - Monday	<a href="https://www.dropbox.com/request/TrYcsvP1KC7W51akjgUj">https://www.dropbox.com/request/TrYcsvP1KC7W51akjgUj</a>
24 June - Tuesday	<a href="https://www.dropbox.com/request/EU7xooi3j8Ef48535vlf">https://www.dropbox.com/request/EU7xooi3j8Ef48535vlf</a>
25 June - Wednesday	<a href="https://www.dropbox.com/request/40zP7YGEwSTsOWGNAGvR">https://www.dropbox.com/request/40zP7YGEwSTsOWGNAGvR</a>
26 June - Thursday	<a href="https://www.dropbox.com/request/iqjFcUDI5QITNCpRNRsO">https://www.dropbox.com/request/iqjFcUDI5QITNCpRNRsO</a>
27 June - Friday	<a href="https://www.dropbox.com/request/kXELZT6o22svtNkU4SbR">https://www.dropbox.com/request/kXELZT6o22svtNkU4SbR</a>

# Workshop 4 Upload

Workshop 4	File request
23 June - Monday	<a href="https://www.dropbox.com/request/3o6P4gH22A0Uy3RwwhEP">https://www.dropbox.com/request/3o6P4gH22A0Uy3RwwhEP</a>
24 June - Tuesday	<a href="https://www.dropbox.com/request/p1urPV06xIWQHm72N4EH">https://www.dropbox.com/request/p1urPV06xIWQHm72N4EH</a>
25 June - Wednesday	<a href="https://www.dropbox.com/request/XkdhuKcYOcKpBKcFPann">https://www.dropbox.com/request/XkdhuKcYOcKpBKcFPann</a>
26 June - Thursday	<a href="https://www.dropbox.com/request/YIAWrJBczd6yyFfq21Gz">https://www.dropbox.com/request/YIAWrJBczd6yyFfq21Gz</a>
27 June - Friday	<a href="https://www.dropbox.com/request/FRvuiUK98ZjHk05LXwZf">https://www.dropbox.com/request/FRvuiUK98ZjHk05LXwZf</a>

# Workshop 5 Upload

Workshop 5	File request
23 June - Monday	<a href="https://www.dropbox.com/request/C6ciOQGogvePqNrIF1Wx">https://www.dropbox.com/request/C6ciOQGogvePqNrIF1Wx</a>
24 June - Tuesday	<a href="https://www.dropbox.com/request/ex94klxFnDeecyKrN0SE">https://www.dropbox.com/request/ex94klxFnDeecyKrN0SE</a>
25 June - Wednesday	<a href="https://www.dropbox.com/request/YbV4zIARkg3NDFz41ggY">https://www.dropbox.com/request/YbV4zIARkg3NDFz41ggY</a>
26 June - Thursday	<a href="https://www.dropbox.com/request/U0KlrJoaZGvqQK1U7Cy">https://www.dropbox.com/request/U0KlrJoaZGvqQK1U7Cy</a>
27 June - Friday	<a href="https://www.dropbox.com/request/0GeanTi0GCLBjl3HlBha">https://www.dropbox.com/request/0GeanTi0GCLBjl3HlBha</a>

# Workshop 6 Upload

Workshop 6	File request
23 June - Monday	<a href="https://www.dropbox.com/request/JckJGzjp7DXBl2ph3VX7">https://www.dropbox.com/request/JckJGzjp7DXBl2ph3VX7</a>
24 June - Tuesday	<a href="https://www.dropbox.com/request/tl3NW7PWE7wXjRTREc3">https://www.dropbox.com/request/tl3NW7PWE7wXjRTREc3</a>
25 June - Wednesday	<a href="https://www.dropbox.com/request/q2SFg2pAuRBsGhLj2tmc">https://www.dropbox.com/request/q2SFg2pAuRBsGhLj2tmc</a>
26 June - Thursday	<a href="https://www.dropbox.com/request/7HTvXlCKqbDdG22N4vyS">https://www.dropbox.com/request/7HTvXlCKqbDdG22N4vyS</a>
27 June - Friday	<a href="https://www.dropbox.com/request/9VjxVuBjAOtivr2k0Gn2">https://www.dropbox.com/request/9VjxVuBjAOtivr2k0Gn2</a>

# Studio N Upload

Studio N	File request
23 June - Monday	<a href="https://www.dropbox.com/request/PfB36ryEdTWqWxouQSqG">https://www.dropbox.com/request/PfB36ryEdTWqWxouQSqG</a>
24 June - Tuesday	<a href="https://www.dropbox.com/request/TzoPSAGmIjw3Oklu1QAC">https://www.dropbox.com/request/TzoPSAGmIjw3Oklu1QAC</a>
25 June - Wednesday	<a href="https://www.dropbox.com/request/luubsc2kUpZoAgKnUCDt">https://www.dropbox.com/request/luubsc2kUpZoAgKnUCDt</a>
26 June - Thursday	<a href="https://www.dropbox.com/request/ahDYG5vffAbyxgSYjWQ8">https://www.dropbox.com/request/ahDYG5vffAbyxgSYjWQ8</a>
27 June - Friday	<a href="https://www.dropbox.com/request/q2TDTbzzLWc5l4jJjWfZ">https://www.dropbox.com/request/q2TDTbzzLWc5l4jJjWfZ</a>



# Open Stage Upload

Open stage	File request
23 June - Monday	<a href="https://www.dropbox.com/request/JOmF3BrPEPMaEN0a4Rra">https://www.dropbox.com/request/JOmF3BrPEPMaEN0a4Rra</a>
24 June - Tuesday	<a href="https://www.dropbox.com/request/KfRPeDJo2zdIN3RNmhHP">https://www.dropbox.com/request/KfRPeDJo2zdIN3RNmhHP</a>
25 June - Wednesday	<a href="https://www.dropbox.com/request/6Zyy6GXFFuGpAlCBoeQa">https://www.dropbox.com/request/6Zyy6GXFFuGpAlCBoeQa</a>
26 June - Thursday	<a href="https://www.dropbox.com/request/HLLozxMNkVFFeVqGvU87">https://www.dropbox.com/request/HLLozxMNkVFFeVqGvU87</a>
27 June - Friday	<a href="https://www.dropbox.com/request/R4gqPZe50x23M293lsOO">https://www.dropbox.com/request/R4gqPZe50x23M293lsOO</a>

# Technical contact information

Room	Contact info
Plenary Hall	plenaryhall@medvind.no
Conference Hall	conferencehall@medvind.no
Workshop 1-6	workshops1-6@medvind.no <small>Please indicate the number of your workshop in your email.</small>
Studio N	studio@medvind.no
Open Stage	openstage@medvind.no

IGF 20  
25  
NORWAY 